

Exercise 45

For the following exercises, use the graphs of f , shown in Figure 4, and g , shown in Figure 5, to evaluate the expressions.

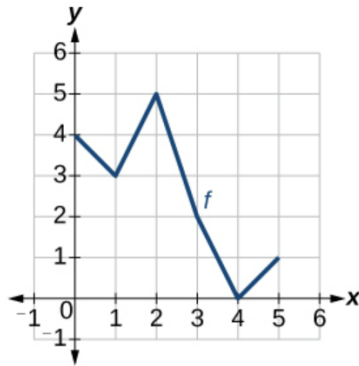


Figure 4

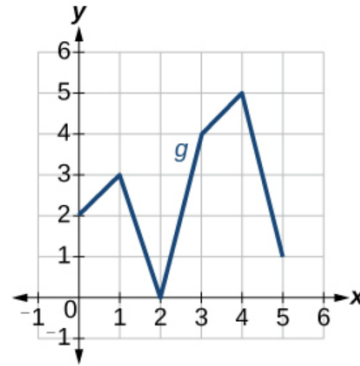
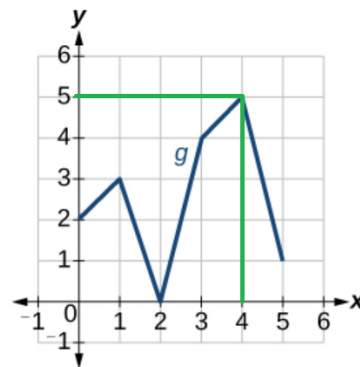
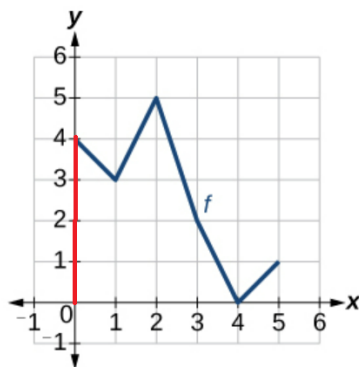


Figure 5

$$g(f(0))$$

Solution

Notice from the graphs that $f(0) = 4$ and $g(4) = 5$.



Therefore,

$$g(f(0)) = g(4) = 5.$$